

Scaled data based on original data using
LM-79-08 Approved Method: Electrical and Photometric Measurements of Solid-
State Lighting Products

Test Report Prepared for
Cooper Lighting Solutions
(formerly Eaton)

Brand: McGRAW-EDISON

Report Number: P200057

Luminaire Tested: **GWC-AF-01-LED-E1-T4W-7030-1200**

Issue Date: 3/3/2020

Test Information

Test Method: LM-79-08
Report Number: P200057
TEST IS SCALED FROM IESNA LM-79-08 TEST DATA (P24147)
Test Lab: INNOVATION CENTER P2
Issue Date: 3/3/2020
Manufacturer: COOPER LIGHTING SOLUTIONS (FORMERLY EATON)
Product Line: MCGRAW-EDISON
Catalog Number: GWC-AF-01-LED-E1-T4W-7030-1200
Description: GALLEON WALL LUMINAIRE
(1) 70 CRI, 3000K, 1200mA LIGHTSQUARE WITH 16 LEDS EACH AND TYPE IV WIDE OPTICS
Light Source: -
Ballast/Driver: ELECTRONIC DRIVER

Summary

Lumens per Lamp: N/A
Luminaire Lumens: 6697.6 lumens
Efficiency: N/A
Efficacy: 100.0 lumens/watt
Luminous Opening: Rectangular (W 0.5' x L: 0.5' x H: 0')
IES Classification: Type IV - Short - Semi-Cutoff
BUG Rating: B1 - U0 - G2

Input Watts (W): 67
Input Voltage (V): NR
Input Current (Ain): NR
Voltage Rise (V): NR
Power Factor: NR
Total Harmonic Distortion (THDi): NR
Frequency (hertz): 60
Stabilization Time: NR
Operation Time: NR
Ambient Temperature (°C): NR
Test Distance: 25 FT

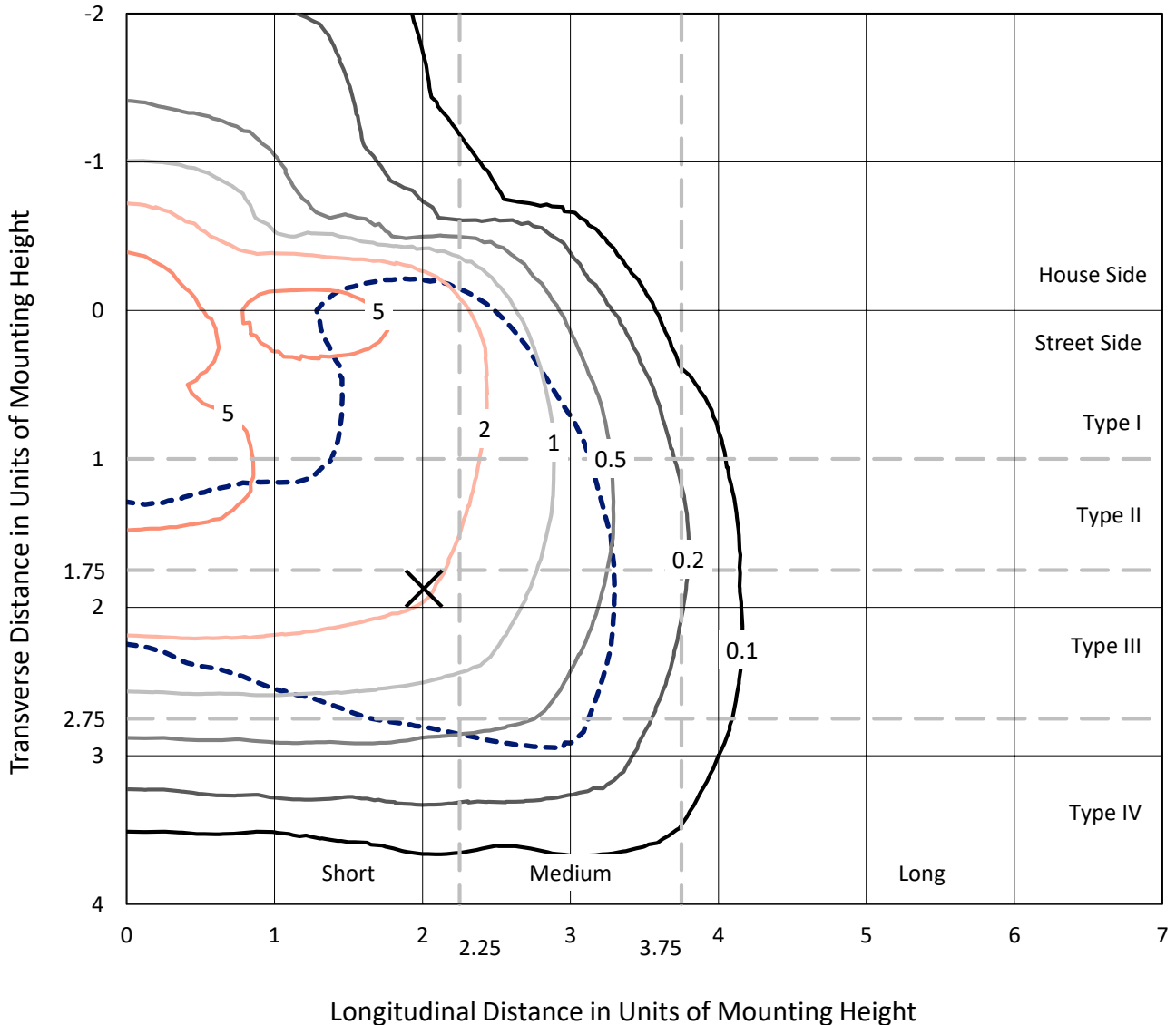


REPORT NUMBER: P200057

CATALOG NUMBER: GWC-AF-01-LED-E1-T4W-7030-1200

Iso-Footcandle Lines of Horizontal Illumination

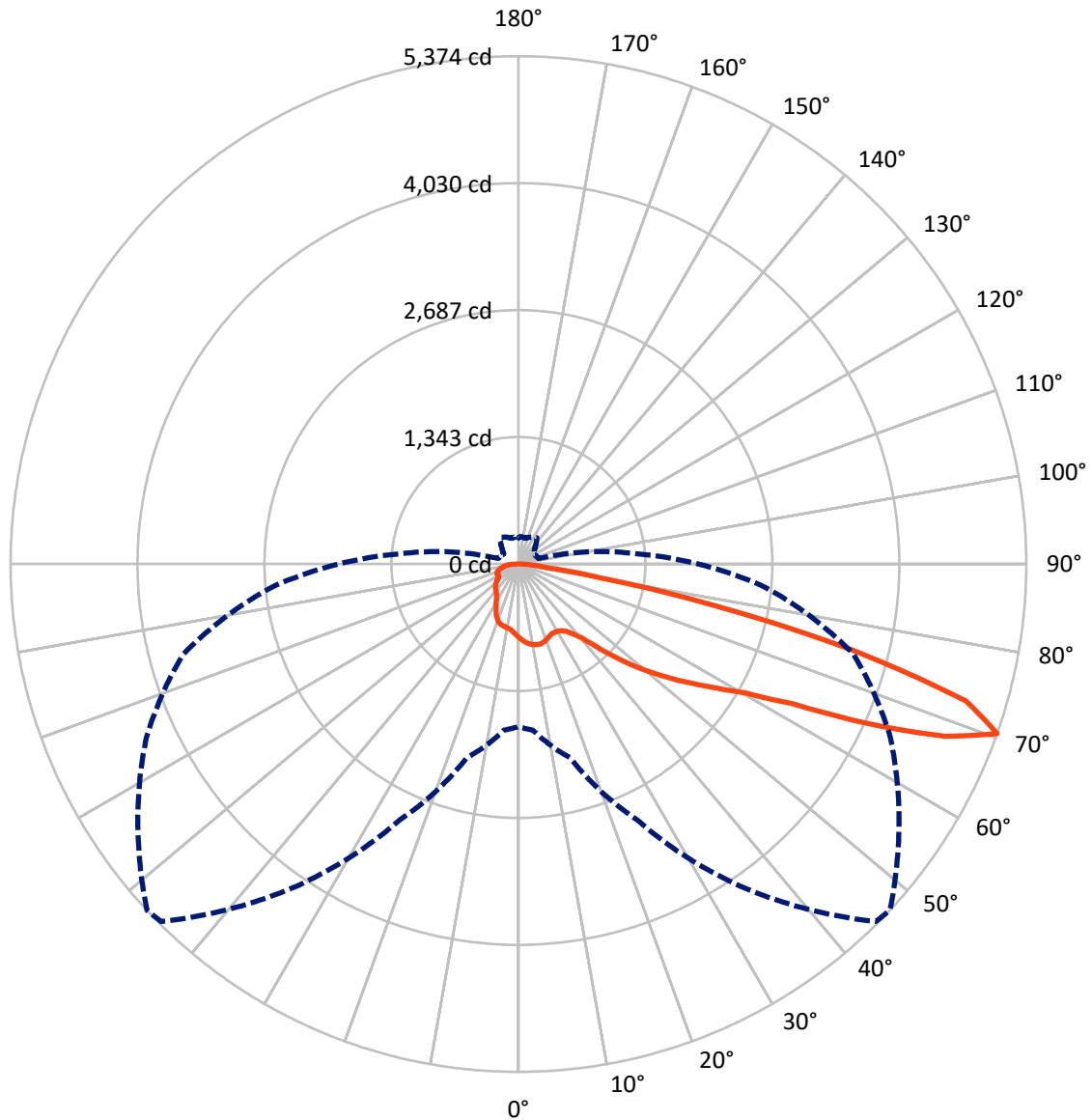
✕ Max cd
 - - - 1/2 Max cd



Based on 10 foot mounting height. Maximum calculated value = 9 fc
 Type IV - Short - Semi-Cutoff

REPORT NUMBER: P200057
CATALOG NUMBER: GWC-AF-01-LED-E1-T4W-7030-1200

Luminous Intensity Polar Plot



— Vertical Plane Through 47-Deg Lateral - - - Horizontal Cone Through 70-Deg Vertical

REPORT NUMBER: P200057

CATALOG NUMBER: GWC-AF-01-LED-E1-T4W-7030-1200

FLUX DISTRIBUTION:

		Downward	Upward	Total
House Side	Lumens	1397.3	0.0	1397.3
	% Fixture	20.9	0.0	20.9
Street Side	Lumens	5300.3	0.0	5300.3
	% Fixture	79.1	0.0	79.1
Total	Lumens	6697.6	0.0	6697.6
	% Fixture	100.0	0.0	100.0

Coefficient of Utilization

ZONAL LUMENS:

Zone	Lumens	% Fixture
0°-10°	74.5	1.1
10°-20°	218.5	3.3
20°-30°	322.6	4.8
30°-40°	468.9	7.0
40°-50°	843.8	12.6
50°-60°	1461.9	21.8
60°-70°	2086.5	31.2
70°-80°	1071.1	16.0
80°-90°	150.0	2.2
90°-100°	0.0	0.0
100°-110°	0.0	0.0
110°-120°	0.0	0.0
120°-130°	0.0	0.0
130°-140°	0.0	0.0
140°-150°	0.0	0.0
150°-160°	0.0	0.0
160°-170°	0.0	0.0
170°-180°	0.0	0.0
0°-90°	6697.6	100.0
0°-180°	6697.6	100.0



REPORT NUMBER: P200057

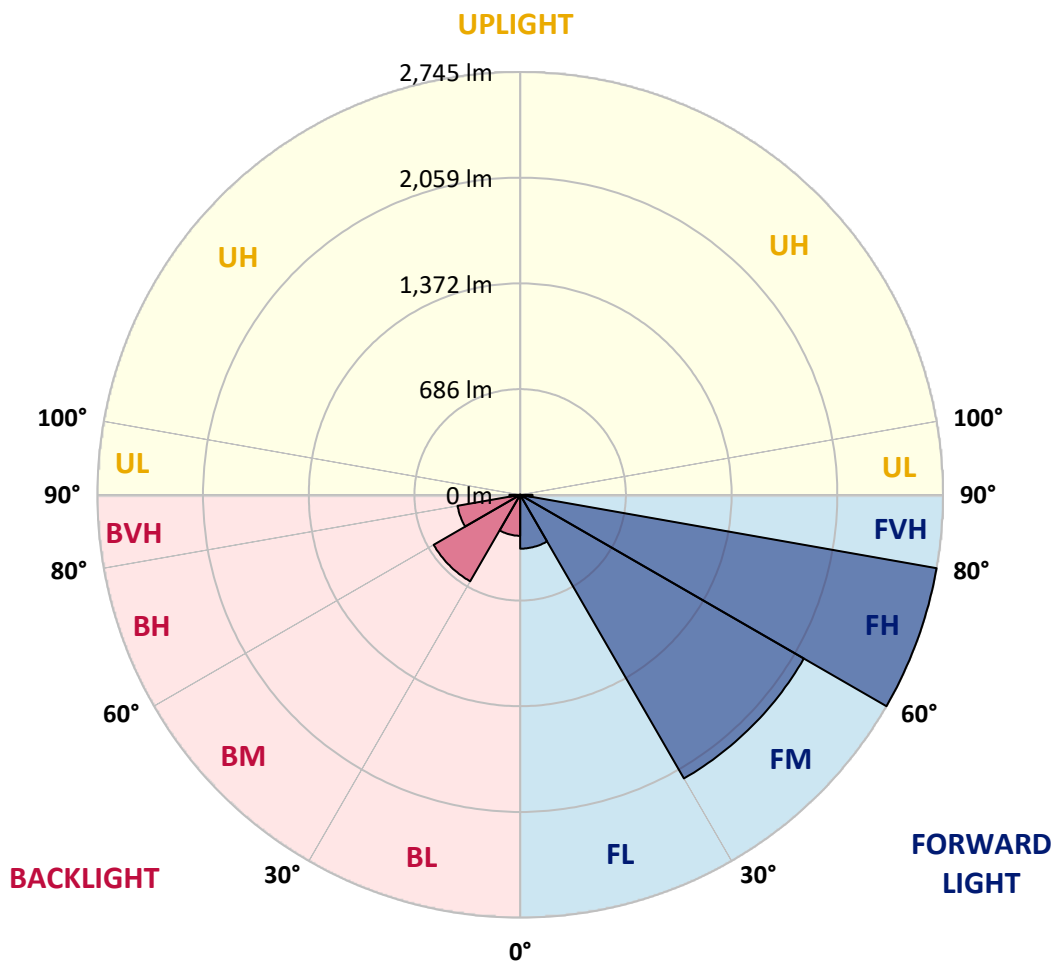
CATALOG NUMBER: GWC-AF-01-LED-E1-T4W-7030-1200

LUMINAIRE CLASSIFICATION SYSTEM LUMEN TABLE AND BUG RATING:

Zone		Lumens	% Fixture	Zone Rating/Lumen Limit		
				B	U	G
FL	(0°-30°)	349.5	5.2			
FM	(30°-60°)	2126.0	31.7			
FH	(60°-80°)	2744.9	41.0			G2/5000
FVH	(80°-90°)	80.0	1.2			G1/100
BL	(0°-30°)	266.0	4.0	B1/500		
BM	(30°-60°)	648.6	9.7	B1/1000		
BH	(60°-80°)	412.7	6.2	B1/500		G1/500
BVH	(80°-90°)	69.9	1.0			G1/100
UL	(90°-100°)	0.0	0.0		U0/0	
UH	(100°-180°)	0.0	0.0		U0/0	

BUG Rating: B1-U0-G2

Type IV Short





REPORT NUMBER: P200057

CATALOG NUMBER: GWC-AF-01-LED-E1-T4W-7030-1200

CANDELA DISTRIBUTION (FULL):

	0°	5°	15°	25°	35°	45°	47°	55°	65°	75°	85°
0°	777.2	777.2	777.2	777.2	777.2	777.2	777.2	777.2	777.2	777.2	777.2
2.5°	822.7	821.1	820.4	819.1	817.6	809.4	807.8	801.9	793.8	785.2	776.5
5°	876.8	876.5	872.9	866.4	855.9	838.0	833.8	819.5	800.3	781.6	763.0
7.5°	924.5	921.5	914.6	901.6	883.4	858.9	853.1	833.2	806.8	781.3	756.3
10°	959.3	957.6	942.7	924.8	901.0	873.8	867.1	844.9	815.9	783.6	752.4
12.5°	979.2	975.9	958.6	937.1	908.8	882.4	875.5	853.1	820.4	783.6	746.8
15°	977.9	975.5	958.3	934.8	906.2	883.1	876.8	854.4	819.5	780.4	739.6
17.5°	951.7	952.7	938.1	914.9	891.4	873.8	868.4	847.6	813.0	773.9	731.2
20°	906.2	910.6	901.0	880.4	867.4	855.3	851.7	834.2	802.8	764.4	722.1
22.5°	860.5	864.8	860.9	843.6	841.7	834.5	832.5	819.8	794.1	758.6	716.5
25°	827.0	830.9	830.3	815.3	821.1	820.7	819.1	813.0	792.1	758.6	717.5
27.5°	817.8	819.1	817.8	804.1	812.4	818.8	817.6	816.6	798.0	768.0	729.9
30°	849.2	847.2	837.0	809.4	816.9	826.0	824.7	825.4	815.6	792.7	757.6
32.5°	973.9	965.1	933.2	855.3	835.5	840.3	841.0	851.7	853.5	830.9	800.6
35°	1160.7	1150.8	1109.5	978.5	893.0	876.1	876.1	892.4	902.3	885.6	867.4
37.5°	1358.4	1347.7	1325.6	1149.2	1014.4	938.4	936.8	948.2	962.2	966.1	970.7
40°	1583.2	1571.8	1578.0	1340.8	1183.5	1046.2	1023.1	1015.0	1052.8	1077.9	1114.3
42.5°	1829.2	1824.1	1826.4	1554.2	1376.0	1207.6	1174.6	1132.6	1178.3	1222.8	1299.4
45°	2057.1	2061.6	2059.3	1782.7	1590.4	1404.4	1369.4	1288.0	1332.6	1409.2	1534.1
47.5°	2256.4	2237.5	2266.9	2032.2	1830.5	1624.6	1581.6	1472.5	1517.7	1612.2	1823.4
50°	2498.5	2495.9	2453.0	2365.3	2120.9	1845.9	1789.5	1663.0	1733.5	1864.8	2188.0
52.5°	2753.0	2705.8	2666.4	2624.3	2428.9	2072.6	2003.6	1853.0	1987.0	2152.2	2632.5
55°	2805.1	2783.9	2832.9	2903.6	2725.7	2308.2	2227.8	2091.2	2272.4	2480.6	3145.0
57.5°	2916.5	2916.2	3017.3	3143.4	3031.3	2558.2	2477.0	2379.0	2593.4	2857.0	3689.1
60°	2991.8	3013.1	3200.7	3445.4	3331.5	2846.9	2772.2	2710.9	2958.3	3277.7	4196.2
62.5°	3031.3	3060.0	3316.1	3568.0	3755.7	3327.5	3252.8	3164.5	3441.2	3739.1	4492.7
65°	2867.4	2923.8	3298.2	3673.9	4127.0	4106.6	4072.9	3917.9	4045.0	4103.7	4385.4
67.5°	2413.9	2471.5	2907.5	3575.1	4392.3	4858.0	4865.1	4600.3	4416.5	4134.9	3687.2
70°	1719.7	1765.1	2125.7	2997.4	4190.3	5349.0	5373.5	4914.7	4342.5	3667.0	2576.2
72.5°	816.6	844.2	1185.7	1950.9	3325.2	4901.0	4948.3	4513.2	3692.4	2714.9	1405.4
75°	300.1	308.5	400.8	830.0	1928.7	3614.2	3669.9	3235.2	2447.7	1351.5	535.4
77.5°	179.8	185.4	224.8	350.2	758.6	2065.9	2148.2	1759.5	1069.7	503.1	263.4
80°	125.7	129.7	161.2	218.0	358.4	787.2	860.5	718.2	426.2	318.4	191.6
82.5°	85.0	87.0	113.4	147.3	238.1	281.3	303.3	319.4	287.4	236.9	121.5
85°	55.7	57.7	76.9	97.1	151.6	145.4	148.6	188.0	209.9	160.9	67.4
87.5°	31.9	33.3	46.2	51.8	74.3	61.6	62.3	99.1	134.3	108.5	41.1
90°	0.0	0.0	0.0	0.0	0.0	0.0	0.0	0.0	0.0	0.0	0.0



REPORT NUMBER: P200057

CATALOG NUMBER: GWC-AF-01-LED-E1-T4W-7030-1200

CANDELA DISTRIBUTION (continued):

	90°	95°	105°	115°	125°	135°	145°	155°	165°	175°	180°
0°	777.2	777.2	777.2	777.2	777.2	777.2	777.2	777.2	777.2	777.2	777.2
2.5°	774.2	769.9	760.6	754.7	749.1	747.8	745.4	745.1	744.8	744.8	743.9
5°	756.9	749.7	735.1	726.9	720.1	719.5	719.2	720.8	721.4	722.1	721.1
7.5°	745.8	736.1	717.9	706.2	697.9	696.0	699.3	706.8	711.6	713.6	712.6
10°	739.0	726.9	705.9	693.0	686.2	685.3	689.4	698.2	708.3	712.3	712.0
12.5°	731.2	717.5	695.0	681.7	677.7	679.7	685.3	693.4	703.8	709.9	710.3
15°	723.4	707.5	684.3	672.5	670.9	673.5	678.7	684.9	693.0	699.3	700.0
17.5°	713.9	697.3	674.1	662.1	660.8	662.1	662.4	665.7	670.9	676.8	678.4
20°	703.8	686.9	662.7	650.7	644.8	639.6	633.8	634.4	636.0	641.9	643.2
22.5°	696.6	679.7	653.9	637.3	621.6	606.1	594.4	592.7	593.4	598.2	599.9
25°	697.3	679.4	651.7	623.0	588.8	563.7	548.1	545.4	545.1	548.7	551.0
27.5°	709.9	692.0	660.2	608.3	553.0	515.8	499.2	497.2	494.6	495.6	498.2
30°	738.4	721.7	680.6	593.4	514.2	468.8	451.6	449.7	446.1	444.4	446.5
32.5°	784.6	771.0	710.6	579.0	475.4	428.9	411.3	407.0	404.7	402.7	404.4
35°	861.5	855.6	750.7	563.3	441.2	397.8	381.9	375.5	372.1	375.8	378.2
37.5°	982.1	985.3	803.2	538.9	414.7	377.3	364.0	356.5	351.6	354.5	357.5
40°	1152.8	1155.1	861.2	504.4	392.0	365.3	350.9	344.0	337.3	332.0	331.7
42.5°	1377.0	1353.8	918.3	467.0	365.6	357.9	341.8	333.3	322.9	308.5	305.6
45°	1642.9	1561.8	961.6	423.9	336.0	348.6	331.7	320.0	303.6	288.0	286.4
47.5°	1949.1	1785.0	982.8	379.2	308.2	335.3	319.4	300.8	280.2	272.4	271.4
50°	2323.3	2049.8	992.8	336.0	284.2	317.7	301.4	279.6	262.3	260.7	259.7
52.5°	2749.1	2368.5	996.1	300.5	264.3	294.9	286.7	265.6	251.9	253.2	253.2
55°	3194.8	2697.6	951.7	274.7	246.1	271.4	277.0	260.0	248.6	253.8	255.7
57.5°	3604.1	2989.3	812.4	254.8	228.8	253.5	273.3	265.3	257.5	278.6	279.9
60°	3918.2	3161.6	606.7	236.9	216.0	247.4	282.9	285.0	287.1	337.6	344.3
62.5°	3984.0	3104.3	417.1	222.9	210.3	252.5	300.1	300.5	298.2	333.3	337.6
65°	3682.0	2741.7	303.3	215.0	205.3	262.0	314.7	307.9	293.0	319.7	311.8
67.5°	2924.1	2065.5	252.5	209.2	198.1	261.3	330.4	314.7	290.0	313.1	300.5
70°	1898.1	1249.0	224.8	204.4	189.7	248.9	339.6	314.1	281.6	291.2	276.3
72.5°	926.1	558.6	206.3	197.1	180.9	231.6	339.2	308.2	272.7	272.0	264.0
75°	362.3	255.7	189.3	186.4	165.8	212.1	330.1	299.8	262.3	251.9	248.9
77.5°	212.1	182.5	167.8	170.5	147.9	192.7	316.8	285.0	248.0	235.6	232.2
80°	154.5	136.6	143.0	147.3	126.4	173.0	298.9	267.1	231.9	238.1	233.6
82.5°	99.1	88.0	116.1	120.1	105.2	153.2	279.2	248.2	209.6	190.3	185.7
85°	50.5	55.7	86.4	91.6	81.2	125.7	255.4	223.2	184.1	158.3	160.9
87.5°	28.3	38.1	55.0	61.6	57.4	96.8	207.3	184.1	150.2	122.2	107.5
90°	0.0	0.0	0.0	0.0	0.0	0.0	0.0	0.0	0.0	0.0	0.0

(END OF REPORT)